

Light efficiency:

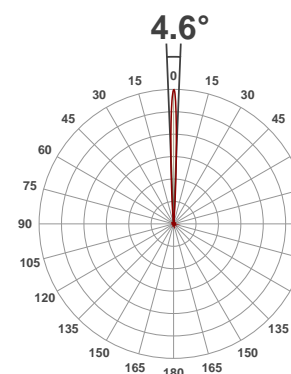
14 Lumen/Watt

Light quality:

CRI: 0.0

Color temperature:

0 K



Product name:

ZCL 360 Bar

Test:

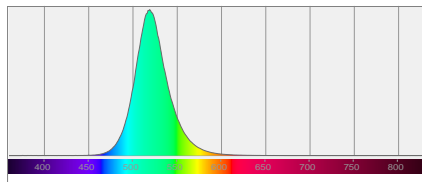
Zoom In Green

Date:

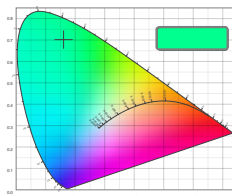
7/10/2017

Output: 2089 lm Power consumption: 155 W Peak: 171803 cd

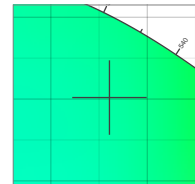
Spectral distribution




Color coordinates



Zoom color point

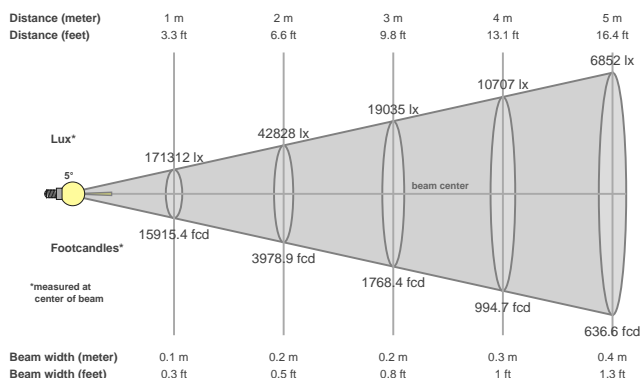


CRI R values



Color temperature	Color rendering index	Red component	Color fidelity	Color gamut	Color quality scale	Color coordinate cie 1931	Color coordinate cie 1931	Color coordinate	Color coordinate	Color diviation from black body
CCT	CRI	CRI R9	TM30 Rf	TM30 Rg	CQS	x	y	u	v	Δuv
0 K	0.0	0.0	0.0	0.0	0.0	0.161	0.702	0.058	0.379	n/a

Beam details



Beam angles

Beam angle 50%	Field angle 10%	Cutoff angle 2,5%
4.6°	8.7°	12.3°

Beam intensities

Peak intensity	Int. ratio in 120° cone	Int. ratio in 90° cone
171803 cd	0.9%	0.9%

Power

Power	Power factor	Power frequency
155 W	0.98	60 Hz

Nominal voltage	Voltage	Current
230 V	112 V	1.40 A

Beam intensities from 1-20m

1m	2m	3m	4m	5m	6m	7m	8m	9m	10m	11m	12m	13m	14m	15m	16m	17m	18m	19m	20m
3.3ft	6.6ft	9.8ft	13.1ft	16.4ft	19.7ft	23ft	26.2ft	29.5ft	32.8ft	36.1ft	39.4ft	42.7ft	45.9ft	49.2ft	52.5ft	55.8ft	59.1ft	62.3ft	65.6ft
171312lx	42828lx	19035lx	10707lx	6852lx	4759lx	3496lx	2677lx	2115lx	1713lx	1416lx	1190lx	1014lx	874lx	761lx	669lx	593lx	529lx	475lx	428lx
15915.4 fcd	3978.9 fcd	1768.4 fcd	994.7 fcd	636.6 fcd	442.1 fcd	324.8 fcd	248.7 fcd	196.5 fcd	159.2 fcd	131.5 fcd	110.5 fcd	94.2 fcd	81.2 fcd	70.7 fcd	62.2 fcd	55.1 fcd	49.1 fcd	44.1 fcd	39.8 fcd